

Customer Portal

How to Pay Online and Store Your Payment Information for Next Time

Manage Your Account Online

- Make one-time payments
- Submit Customer Service Requests
- View Invoices & Statements

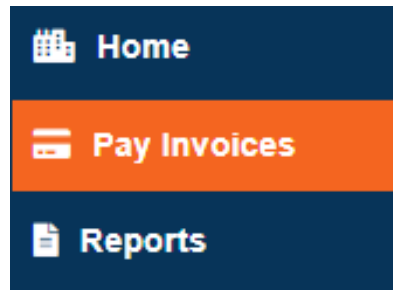
Haven't registered for the portal yet?

It's easy! Just visit:
cityclean.ca/register

The City Clean Customer Portal is **mobile friendly** and **easy to use!**



1. Visit our website or go to cityclean.ca/portal to login and manage your account.




2. Click "Pay Invoices" from the left-hand menu.

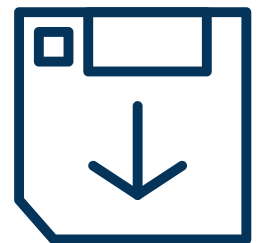


3. Check off invoices to be paid. You can filter by invoice type, A/R aging status, or dates.

4. Click "Pay Selected".



5. Select the "New Card" or "New EFT" tab to enter your card or banking details.



6. To save your payment method for future use, simply check the "Save card/EFT on file" box.



7. Click "Submit" to process your payment. A confirmation receipt will be emailed to the address on file.